



**darwi<sup>®</sup>**

# THE SELF-HARDENING MODELLING CLAYS

Different ready-to-use modelling clays, which dry and harden in the air.

For adults and children, for amateur and professional artists



## RANGES

- **BETON:** clay with a fine texture, grey
- **CLASSIC:** clay with a fine texture, white
- **TERRACOTTA:** clay with a fine texture, terracotta
- **ROC:** white clay, very hard after drying, for any delicate work
- **EXTRA LIGHT:** lightweight clay, white
- **KIDS:** white clay, extra soft (for children)

## CHARACTERISTICS

- Very homogeneous clay with fine texture
- The fine texture of the clay allows the work of the most delicate modelling as thin fingerprinting
- Soft, opaque clay
- No smell; no sticking to the hands
- Drying time: minimum 24 h/cm (depending upon the air humidity)
- Medium hard after drying
- No shrinkage when drying
- Has a good adherence to all kind of materials, on porous materials, moisten the surface before applying the clay
- Pack thoroughly the unused clay in foil and in a hermetic box! Keep at room temperature
- Besides the traditional application this clay is also suitable to be used in moulds. For this usage put a piece of clay in the mould without using water and take it immediately out with any sharp tool. Such elements can be fixed on any surface with a water-based acrylic glue (DARWI SUPER STRONG ACRYLIC GLUE)
- Wash the used tools with water

PRESENTATION 20

### SELF-HARDENING MODELLING CLAYS

BETON - CLASSIC - TERRACOTTA 21

ROC - EXTRA-LIGHT - KIDS 22

FONDO FANTASY  
PLASTER FORM 23

### VEGETABLE CLAYS

SOFTY 24

SUPER SOFTY 25

WATER-BASED ACRYLIC PAINTS - ACRYL 26

GLASS 29

ARMERINA 30

LEATHER 32

TEX, TEX OPAK, TEX GLITTER 33

MARKER TIPS 36

### INKS

CRISTALINE 37

INK 38

AUXILIARIES - VARNISHES 39

DISPLAY 43



© Galina Dmitruk

## BETON

Modelling clay in concrete colour (grey)  
Medium hard after drying

### PACKAGINGS

500g • DA 082 0500 000

1kg • DA 082 1000 000

SOFTNESS	●●●○○	RESISTANCE AFTER DRYING	●●○○○
OPACITY	●●●●●	LEVEL OF DIFFICULTY	●●●○○



## CLASSIC

White modelling clay  
Medium hard after drying

### PACKAGINGS

500g • DA 080 0500 000

1kg • DA 080 1000 000

SOFTNESS	●●●○○	RESISTANCE AFTER DRYING	●●○○○
OPACITY	●●●●●	LEVEL OF DIFFICULTY	●●●○○



## TERRACOTTA

Terracotta-coloured modelling clay  
Medium hard after drying

### PACKAGINGS

500g • DA 081 0500 000

1kg • DA 081 1000 000

SOFTNESS	●●●○○	RESISTANCE AFTER DRYING	●●○○○
OPACITY	●●●●●	LEVEL OF DIFFICULTY	●●●○○



## ROC

### White modelling clay, for modelling and sculpture

- Very hard after drying
- After sanding the dried clay, the hardness is marble-like
- Good shock resistance when dry
- Complicated sculptures need a carcass made of hard wire ●

#### PACKAGING

1kg • DA 083 1000 000

SOFTNESS	●●●○○	RESISTANCE AFTER DRYING	●●●●●
OPACITY	●●●●●	LEVEL OF DIFFICULTY	●●●○○



## EXTRA-LIGHT

### White modelling clay, extra lightweight For moulding and modelling

- Extremely lightweight, soft and flexible
- Does not stain hands or clothing
- Can be used to shape a huge variety of objects with a surprisingly lightness. Perfect for making unbreakable decorative magnets, floating objects (with 2 coats of DARWI protective varnish), mobiles, lightweight jewellery, ...
- This clay is perfectly suitable for moulding and it is equally suitable for the most delicate modelling work as fine fingerprinting

#### PACKAGING

160g • DA 084 0160 000

SOFTNESS	●●●●●	RESISTANCE AFTER DRYING	●●●○○
OPACITY	●●●●●	LEVEL OF DIFFICULTY	●●●○○



## KIDS

### White modelling clay, very soft

- Its flexibility makes the clay ideal for children, as well as for rehabilitating injured fingers

#### PACKAGINGS

500g • DA 085 0500 000

1kg • DA 085 1000 000

SOFTNESS	●●●●●	RESISTANCE AFTER DRYING	●●●○○
OPACITY	●●●●●	LEVEL OF DIFFICULTY	●○○○○





## FONDO FANTASY

### Structure paste

- Structure paste
- White gesso paste (stucco)
- Air-drying
- To create special effects and reliefs
- Can be mixed with Darwi acrylic paints or, once dry, covered with a thin layer of Darwi acrylic paint



900g • DA 501 0900 000

## FORM

### Moulding plaster

- White powder
- Air-drying
- Can be removed from the mould after about 30 minutes, fully dried after 2 to 24 h depending upon the thickness
- Once dry, the plaster can be painted with Darwi acrylic paints

### PACKAGINGS



10kg • DA 090 9999 000

3kg • DA 090 3000 000



RESISTANCE AFTER DRYING	●●●○○
LEVEL OF DIFFICULTY	●●●○○
OPACITY	●●●●●



# SOFTY


Vegetable modelling clay on wax-basis, never drying

Suitable for children from 3 years

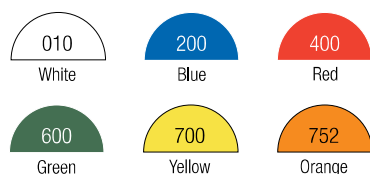
- 10 inter-mixable colours
- Coloured vegetable modelling clay, very malleable
- Consists mainly of wax and corn starch, without genetic engineering, without gluten
- Hypoallergenic
- Firm texture, high plasticity
- Does not stain hands
- Because of its unique composition, SOFTY modelling clay stays soft forever
- Ready to be used - again and again...
- Ideal for schools and nurseries
- The kneading of the SOFTY is suitable for the rehabilitation of injured fingers. White Softy is used as part of the Davis method to teach dyslexics to distinguish letters
- Because of its great plasticity, it can be shaped very finely, so it's great for animated cartoons
- Ideal for plastilino-graphy



SOFTNESS	●●●●●	RESISTANCE AFTER DRYING	●○○○○
OPACITY	●●●●●	LEVEL OF DIFFICULTY	●○○○○



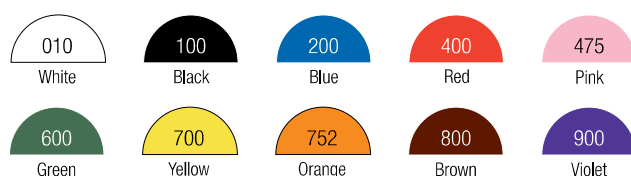
## ASSORTMENT SOFTY 6 X 62G



6 x 62g • SO 087 0006 K01



## COLOURS AND PACKAGINGS



500g • SO 087 0500 \*\*\*

\*\*\* = Colour number

# SUPER SOFTY

Extra soft vegetable modelling clay, never drying  
Suitable for children from 2 years

- 10 inter-mixable colours
- Coloured vegetable modelling clay, very malleable
- Consists mainly of wax and corn starch, without genetic engineering, without gluten
- Hypoallergenic
- Firm texture, high plasticity
- Does not stain hands
- Because of its unique composition, SOFTY modelling clay stays soft forever
- Ready to be used - again and again...
- Ideal for nurseries and kindergartens
- Ideal for plastilinography
- Can also be used for finger painting, stencil work, all techniques requiring to scribble the clay like a paint

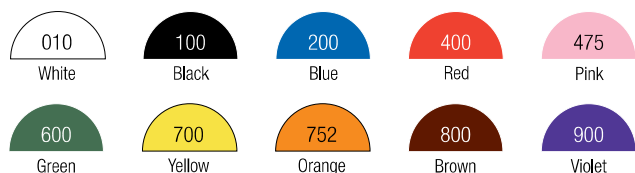


SOFTNESS ●●●●●

OPACITY ●●●●●

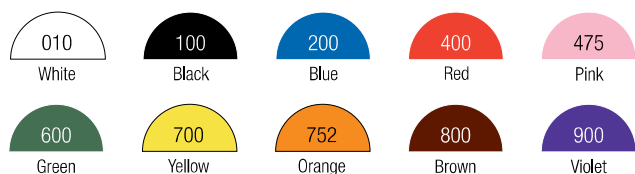
LEVEL OF DIFFICULTY ◐○○○○

## COLOURS AND PACKAGINGS



350g • SO 088 0350 \*\*\*  
\*\*\* = Colour number

## ASSORTMENT SUPER SOFTY 10 X 150G



10 x 150g SO 088 0010 K01



# ACRYL: NIGHT GLOW, METALLIC, PEARLESCENT, GLOSSY, OPAQUE

Ready-to-use acrylique paints, indelible when dry, air-drying

For adults and children, for amateur and professional artists

- Acrylic paint suitable for decorating all surfaces as DARWI modelling clay, DARWI plaster, paper, wood, plastic, glass, aluminium, ...
- Very resistant to light
- Indelible when dry
- ✦ PEARLESCENT : Covers surfaces well, 8 intermixable colours, medium viscosity
- ✦ METALLIC : Covers surfaces well, 4 intermixable colours, medium viscosity
- ✦ GLOSSY : Extremely bright, 13 intermixable colours, medium viscosity, slow drying for a perfect look of the surface
- ✦ OPAQUE : Mat, extremely opaque, 38 very bright and intermixable colours, high viscosity
- NIGHT GLOW : Covering, medium viscosity



## COLOUR CHART DARWI ACRYL 80ML

### COLOURS AND PACKAGINGS

\*\*\* = Colour number

#### Night glow • DA 020 0080 024



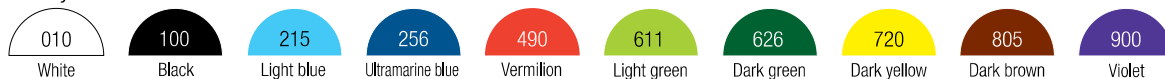
#### Metallic • DA 023 0080 \*\*\*



#### Pearlescent • DA 021 0080 \*\*\*



#### Glossy • DA 035 0080 \*\*\*



#### Opaque • DA 022 0080 \*\*\*





## COLOUR CHART DARWI ACRYL 250ML

### COLOURS AND PACKAGINGS

\*\*\* = Colour number

Night glow • DA 020 0250 024



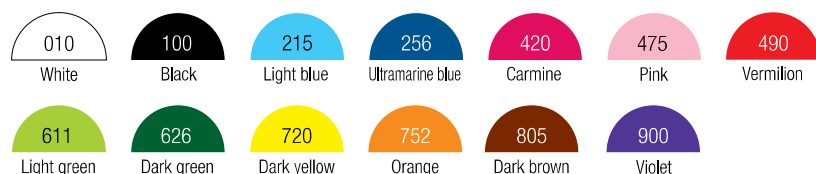
Metallic • DA 023 0250 \*\*\*



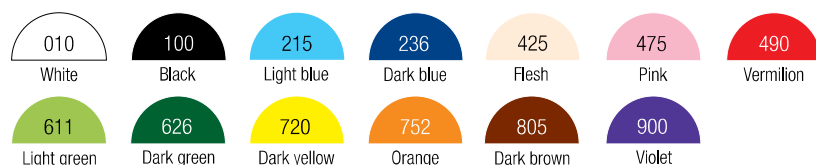
Pearlescent • DA 021 0250 \*\*\*



Glossy • DA 035 0250 \*\*\*



Opaque • DA 022 0250 \*\*\*



## COLOUR CHART DARWI ACRYL OPAK


### MARKER 1MM - 3MM

Opaque • DA 022 0014 \*\*\* - DA 022 0013 \*\*\*



### COLOURS AND PACKAGINGS

\*\*\* = Colour number



1 mm (3 ml) • DA 022 0014 \*\*\*

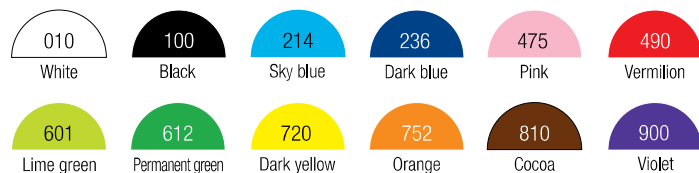


3 mm (6 ml) • DA 022 0013 \*\*\*

## COLOUR CHART DARWI ACRYL OPAK

### MARKER 15MM

Opaque • DA 022 0015 \*\*\*



### COLOURS AND PACKAGING

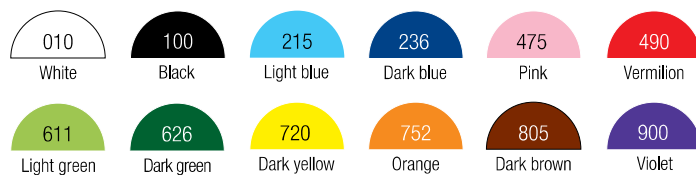
\*\*\* = Colour number



15 mm (25 ml) • DA 022 0015 \*\*\*

## ASSORTMENTS DARWI ACRYL OPAK 12 MARKERS

Opaque



12 x 3 mm (6 ml)  
DA 022 0012 K01



12 x 1 mm (3 ml)  
DA 022 0012 K02



## DISPLAY ACRYL OPAK MARKER

PLEASE CONTACT US  
FOR AN INTRODUCTORY OFFER

### DISPLAY FOR THE FULL RANGE

Display without content • EMB 718 000 003  
10 markers per colour (720 markers in this display):  
Acryl Opak 1 mm • DA 022 0014 \*\*\* in 30 different colours  
Acryl Opak 3 mm • DA 022 0013 \*\*\* in 30 different colours  
Acryl Opak 15 mm • DA 022 0015 \*\*\* in 12 different colours  
The lower part of the display opens and can be used as storage.



# GLASS

Luminous and very glossy paint for glass

- Luminous and very glossy alcohol-based paint
- For decorating transparent surfaces like glass and plastic, also suitable for wood, plaster and polystyrene
- The medium is used to reduce the intensity of the colour without changing the tone nor the fluidity. It can also be used as a very glossy varnish
- The thinner is used to make the colours more fluid
- Dries in the air and becomes resistant after 24 hours
- Excellent resistance to UV
- Can be used for a stained glass effect using the water-based «Glass Outline» in a tube
- Clean used material with the DARWI cleaner
- Do not clean with vinegar the surfaces painted with this paint, the paint will crackle with the vinegar
- Not suitable for outdoor applications

## COLOURS AND PACKAGINGS

30ml • DA 070 0030 \*\*\*

\*\*\* = Colour number

Thinner



Medium



Colours



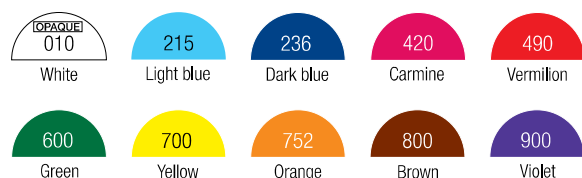
## ASSORTMENT DARWI GLASS 5 X 30ML

5 x 30ml • DA 070 0005 K01



## ASSORTMENT DARWI GLASS 10 X 30ML

10 x 30ml • DA 070 0010 K01



# GLASS CONTOUR

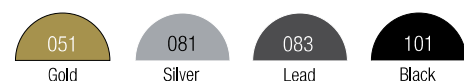
Acrylic paint allowing the realisation of contours in relief

## COLOURS AND PACKAGINGS

Outline

22ml • DA 070 0022 \*\*\*

\*\*\* = Colour number



RESISTANCE AFTER DRYING ●●●●○  
LEVEL OF DIFFICULTY ●○○○○

# ARMERINA

## Cold ceramic paint

- Water-based paint
- For decorating ceramic, but also appropriate for faience, tiles and glass
- 18 inter-mixable colours, 1 medium
- The medium is used to dilute the colours and thus to make them even more transparent
- Non food, decorative use only
- Very resistant to light
- Glossy when dry
- Quickly touch dry
- Dishwasher resistant after 48 hours drying time
- Attention: Degrease the support with ethanol before application



DISHWASHER RESISTANT

RESISTANCE  
AFTER DRYING ●●●●●○  
LEVEL OF  
DIFFICULTY ●○○○○○

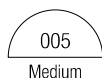


## COLOURS AND PACKAGING

50 ml • DA 038 0050 \*\*\*

\*\*\* = Colour number

Medium



Colours



White



Gold



Silver



Black



Light blue



Dark blue



Turquoise blue



Carmine



Red Regina



Pink



Vermilion



Light green



Dark green



Mid green



Dark yellow



Orange



Dark brown




Violet



## ASSORTMENT DARWI ARMERINA 5 X 50ML

5 x 50 ml • DA 038 0005 K02



Black



Dark blue



Vermilion



Dark green



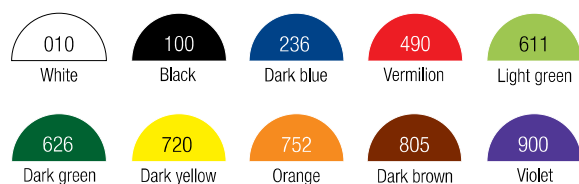
Dark yellow



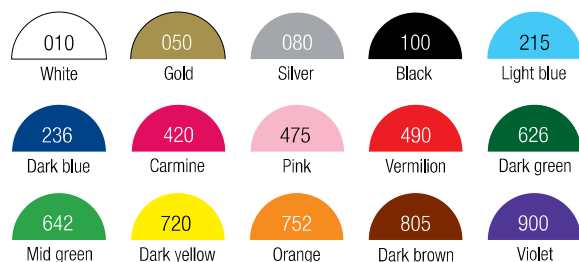


## ASSORTMENT DARWI ARMERINA 10 X 50ML

10 x 50 ml • DA 038 0010 K02



## COLOUR CHART DARWI ARMERINA MARKER 2MM



2 mm (6 ml) • DA 034 0013 \*\*\*

\*\*\* = Colour number

## ASSORTMENT DARWI ARMERINA 12 MARKERS 2MM



12 x 2 mm (6 ml) • DA 034 0012 K01



© Sidonie Barbeau



# LEATHER

Paint for leather, very soft

- Water-based paint, ready to use
- For decorating of light and dark leathers
- Also suitable for synthetic leather
- Very soft and flexible
- Air drying in 48 hours
- Wash resistant, indelible after drying
- The following varnishes are suitable for application on leather paint: DARWI glossy acrylic varnish, DARWI varnish glue and CERNIT varnish - in all cases the leather remains supple and there is no cracking of the paint
- We recommend CERNIT varnish because it is the most resistant



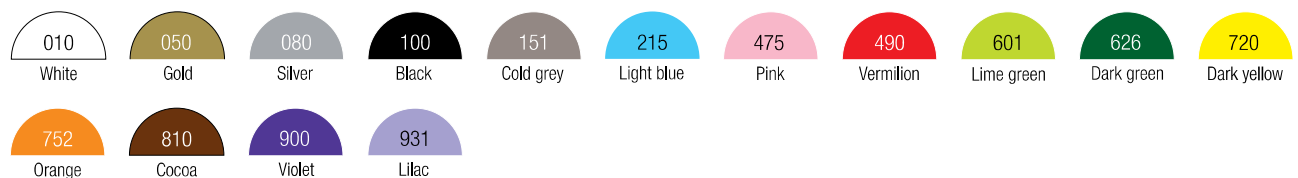
	RESISTANCE AFTER DRYING	●●●●○
OPACITY		●●●●○
	LEVEL OF DIFFICULTY	●○○○○



2 mm (6 ml) • DA 042 0013 \*\*\*  
\*\*\* = Colour number

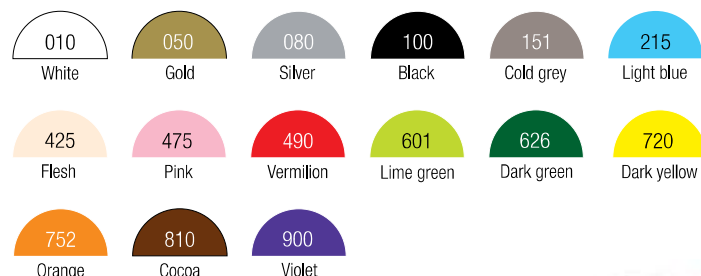
## COLOUR CHART DARWI LEATHER MARKER PEN 6ML

### COLOURS AND PACKAGING



## COLOUR CHART DARWI LEATHER 50ML

### COLOURS AND PACKAGING



50 ml • DA 042 0050 \*\*\*  
\*\*\* = Colour number



© Anne Tromme

# PAINTS FOR FABRICS

Paint for natural and synthetic fabrics, very wash resistant

- Water-based paint, ready to use
- Suitable for fabrics like cotton, linen, jute, wool, silk, synthetic fibres,...
- All colours can be mixed together
- By adding the opacifying agent, you can create a range of colours that cover the textile more or less depending on the colour of the textile to be painted (mixing ration: 50% - 50%)
- By adding the liquefying agent the colour gets more liquid. The colour intensity may change slightly.
- Because the opacifying agent cannot be added for felt, the TEX OPAK marker range is designed for use on dark textiles
- Indelible after it has been set with the iron on the back of the fabric for 5 minutes, on cotton, without steam
- Wash resistant up to 60°C
- Clean the used materials with water

		RESISTANCE AFTER DRYING	●●●●○
OPACITY	●●●●○	LEVEL OF DIFFICULTY	●○○○○

## TEX

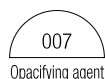
### COLOUR CHART DARWI TEX 50ML

#### COLOURS AND PACKAGING

50 ml • DA 010 0050 \*\*\*

\*\*\* = Colour number

Opacifying agent



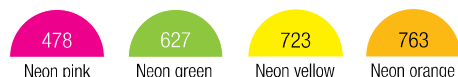
Metallic



Pearlescent



Neon



Standard colours



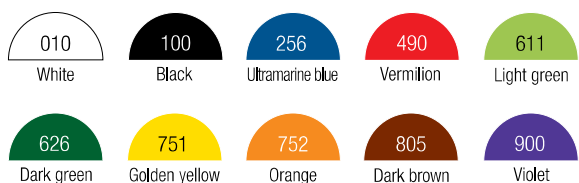
### ASSORTMENT DARWI TEX 5 X 50ML

5 x 50 ml • DA 010 0005 K02



### ASSORTMENT DARWI TEX 10 X 50ML

10 x 50 ml • DA 010 0010 K02



### COLOUR CHART DARWI TEX 250ML

#### COLOURS AND PACKAGING

250 ml • DA 010 0250 \*\*\*

\*\*\* = Colour number

Liquefying agent



Liquefying agent

Metallic



Gold



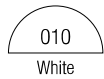
Silver

Pearlescent



Pearlescent white

Standard colours



White



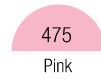
Black



Dark blue



Ultramarine blue



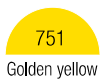
Pink



Vermilion



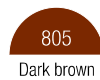
Dark green



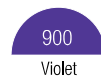
Golden yellow



Orange




Dark brown



Violet



Fuschia



### COLOUR CHART DARWI TEX MARKER 1MM - 3MM

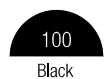


1 mm (3 ml) • DA 011 0014 \*\*\*



3 mm (6 ml) • DA 011 0013 \*\*\*

\*\*\* = Colour number



Black



Light blue



Dark blue



Carmine



Red Regina



Pink



Vermilion



Light green



Dark green




Golden yellow



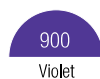
Orange



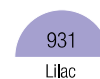
Light brown



Dark brown

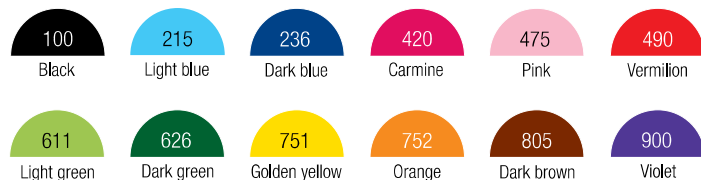


Violet



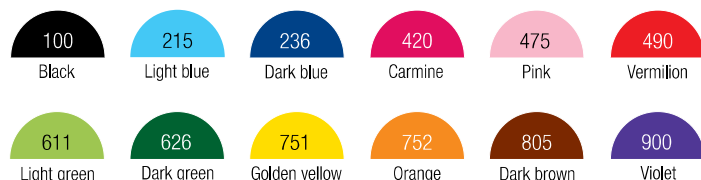
Lilac

### ASSORTMENT DARWI TEX 12 MARKERS 3MM



12 x 3 mm (6 ml) • DA 011 0012 K01

### ASSORTMENT DARWI TEX 12 MARKERS 1 MM



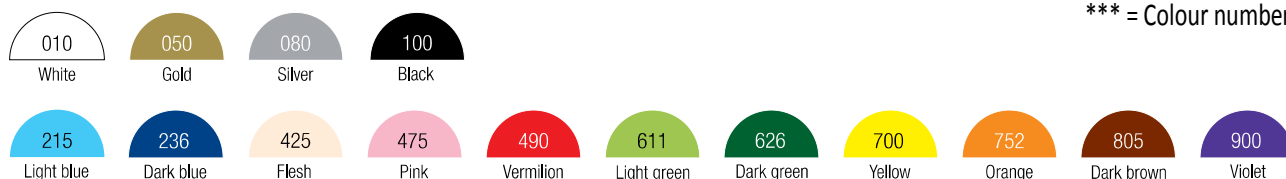
12 x 1 mm (3 ml) • DA 011 0012 K02

## TEX OPAK

### COLOUR CHART DARWI TEX OPAK MARKER 2MM



Opaque colours

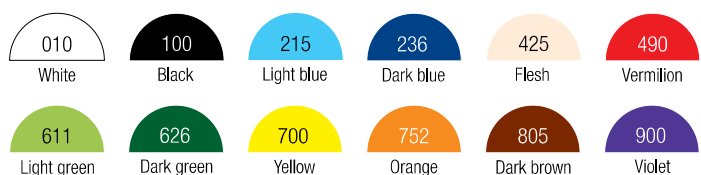


2 mm (6 ml) • DA 016 0013 \*\*\*

\*\*\* = Colour number

### ASSORTMENT DARWI TEX OPAK 12 MARKERS 2MM

Opaque colours



12 x 2 mm (6 ml) • DA 016 0012 K01

# TEX GLITTER

## COLOUR CHART DARWI TEX GLITTER MARKER 2MM

Glitter



2 mm (6 ml) • DA 014 0013 \*\*\*

\*\*\* = Colour number

## ASSORTMENT DARWI TEX GLITTER 12 MARKERS 2MM

Glitter



12 x 2 mm (6 ml) • DA 014 0012 K01


# MARKER TIPS

Replacement tips for DARWI markers

Content

- Bags of 10 replacement tips (DA022 0005 003 - 15 mm - bags of 5 tips)

**Made polyester**




DA 034 0010 000  
for DARWI ARMERINA marker  
Line: 1,2 mm

DA 042 0010 000  
for DARWI LEATHER marker  
Line: 1,2 mm




DA 022 0010 001  
for DARWI ACRYL OPAK marker 1 mm  
Line: 0,8 mm


DA 022 0005 003  
for DARWI ACRYL OPAK  
marker 15 mm  
Line: 14 mm



DA 016 0010 000  
for DARWI TEX OPAK marker  
Line: 1,2 mm



DA 014 0010 000  
for DARWI TEX GLITTER marker  
Line: 1,2 mm



DA 022 0010 002  
for DARWI ACRYL OPAK marker 3 mm  
Line: 2 mm



# THE INKS

Inks for graphic, technical, educational and artistic use

## CRISTALINE

Drawing ink, not waterproof when dry



RESISTANCE AFTER DRYING ●●○○○  
LEVEL OF DIFFICULTY ●○○○○

### Characteristics

- Liquid water-based ink, does not leave any brush trace
- Inter-mixable colours
- Colours with high pigment concentration

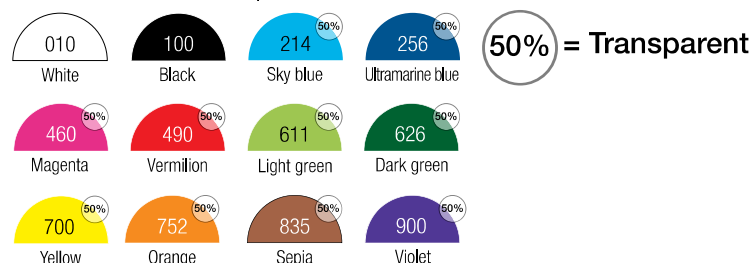
### Applications

- Use a soft brush
- Apply on watercolour paper, on other paper qualities, colour changes may occur, not suitable for copying paper
- The transparent shades colour without concealing drawings in pencil, wax or paste
- Can be diluted with distilled water for lighter colours
- Add white ink to get pastel and opaque colours
- Suitable for use with an airbrush, drawing pen or ruling pen
- Protect with a glossy or satin-finished alcohol-based varnish
- Clean equipment with cold water and soap

### COLOURS AND PACKAGINGS

\*\*\* = Colour number

50 ml • DA 230 0050 \*\*\* / 250 ml • DA 230 0250 \*\*\*

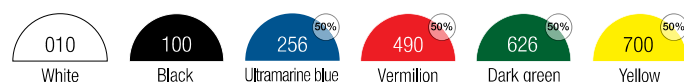


250 ml • DA 230 0250 \*\*\*



### ASSORTMENT DARWI CRISTALINE 6 X 50ML

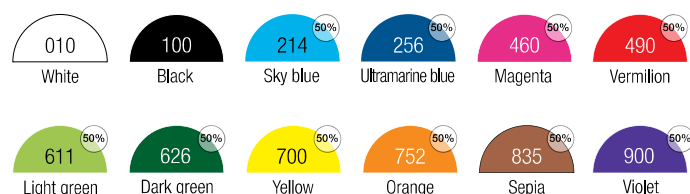
50% = Transparent



6 x 50 ml • DA 230 0006 K01

### ASSORTMENT DARWI CRISTALINE 12 X 50ML

50% = Transparent



12 x 50 ml • DA 230 0012 K01

# INK

Indian ink, indelible when dry

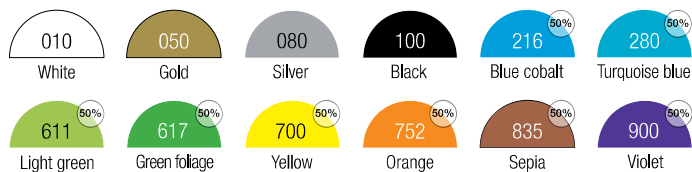
## Characteristics

- Liquid water-based ink, does not leave any brush trace
- Inter-mixable colours
- Colours with high pigment concentration
- Resistant to water and light but may lose its intensity if the artwork is too exposed to UV light
- Dries in a few minutes to become indelible
- Dries with a matt finish

## Applications

- Use a soft brush
- Apply on watercolour paper, on other paper qualities, colour changes may occur, not suitable for copying paper
- The transparent shades colour without concealing drawings in pencil, wax or paste
- Can be diluted with distilled water for lighter colours
- Add white ink to get pastel and opaque colours
- Suitable for use with an airbrush, drawing pen or ruling pen
- Protect with a glossy or satin varnish
- Clean equipment with cold water and soap

## COLOURS AND PACKAGINGS



50% = Transparent



30 ml • DA 150 0030 \*\*\*

\*\*\* = Colour number



RESISTANCE  
AFTER DRYING ●●●●●  
LEVEL OF  
DIFFICULTY ●○○○



250 ml • DA 150 0250 100

# AUXILIARIES

Products to finalise your realisations

## 3 RANGES OF VARNISHES

- Glossy, satin-finished or matt varnish
- Glossy acrylic varnish
- Varnish glue

## 2 RANGES OF CRACKLING PRODUCTS

- Crackle medium 1 step
- Crackle varnish 2 steps

## 1 GLUE

- Super strong acrylic glue

## 1 CLEANER

# VARNISH-GLOSSY, SATIN-FINISHED OR MATT

Protective varnish, gives a «ceramic» finish

### Characteristics

- Alcohol-based varnish
- Transparent when dry
- Fast-drying on the surface – slow hardening in depth
- Glossy, satin-finished or mat
- Not waterproof

### Applications

- Application on totally dry objects. A milky haze will appear if the varnish is applied on a damp surface. The varnish will also be more fragile.
- Ready to use, apply with a brush in a thin coat and let dry for 3 hours before applying a second coat. The «ceramic» finish will appear after 3 coats of varnish.
- Clean the brush with the «DARWI Cleaner»

### FINISHES AND PACKAGINGS

002  
Satin-finished

003  
Glossy

30 ml  
DA 300 0030 002  
DA 300 0030 003

100 ml  
DA 300 0100 002  
DA 300 0100 003

250 ml  
DA 300 0250 002  
DA 300 0250 003

500 ml  
DA 300 0500 002  
DA 300 0500 003

400 ml  
DA 300 0400 002 MAT  
DA 300 0400 003

OPACITY	○○○○○	RESISTANCE AFTER DRYING	●●●●●
		LEVEL OF DIFFICULTY	●○○○○

# GLOSSY ACRYLIC VARNISH

Protective varnish, transparent after drying

## Characteristics

- Glossy water-based varnish
- Quickly touch dry

## Applications

- With a brush on a clean and dry surface
- Clean equipment with water

RESISTANCE AFTER DRYING ●●●●●  
LEVEL OF DIFFICULTY ●○○○○  
OPACITY ○○○○○



80 ml • DA 340 0080 003



500 ml • DA 340 0500 003



1 L • DA 340 1000 003

# VARNISH GLUE

Satin-finished acrylic varnish

## Characteristics

- Satin-finished acrylic varnish, water-based
- Transparent when dry
- Waterproofing

## Applications

- Used for collages (napkin and printed paper technique, mosaics) on surfaces like wood, glass, metal, modelling clay...
- Due to his low viscosity, you will not tear the decors to be glued
- Apply with a flat brush
- Clean equipment with water

RESISTANCE AFTER DRYING ●●●●○  
LEVEL OF DIFFICULTY ●○○○○  
OPACITY ○○○○○



80 ml • DA 330 0080 002



250 ml • DA 330 0250 002



1 L • DA 330 1000 002



# CRACKLE MEDIUM 1 STEP


RESISTANCE AFTER DRYING ●●●●●  
LEVEL OF DIFFICULTY ●●●○○  
OPACITY ○○○○○

## Characteristics

- Water-based varnish
- Transparent after drying
- Produces cracks in the acrylic paint so that the lower layer of paint appears

## Applications

- Apply a first coat of acrylic paint on the support or let the support as it is
- Once the paint is dry, apply a layer of crackle medium
- Once this is dry, apply a second coat of acrylic paint in a contrasting colour with the background



100 ml • DA 350 0100 000



250 ml • DA 350 0250 000

# CRACKLE MEDIUM 2 STEPS

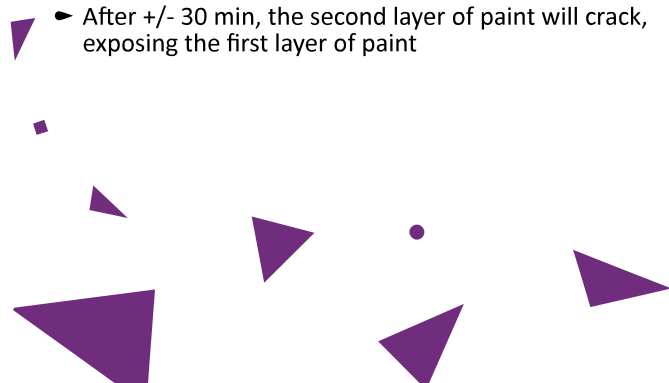
RESISTANCE AFTER DRYING ●●●●●  
LEVEL OF DIFFICULTY ●○○○○  
OPACITY ○○○○○

## Characteristics

- Water-based varnish
- Transparent after drying
- Produces cracks in the acrylic paint so that the lower layer of paint appears
- Works with all water-based paints

## Applications

- Apply a first coat of acrylic paint on the support or let the support as it is
- Once the paint is dry, apply a layer of crackle varnish
- STEP 1
- Once the crackle varnish STEP 1 is dry, apply a second coat of acrylic paint in a contrasting colour
- Once the paint is dry, apply a thick coat of crackle varnish STEP 2
- After +/- 30 min, the second layer of paint will crack, exposing the first layer of paint



100 ml Step 1 + 100 ml Step 2 • DA 353 0100 000



# EXTRA STRONG ACRYLIC GLUE

- Suitable for all porous surfaces

RESISTANCE  
AFTER DRYING ●●●●●●  
LEVEL OF  
DIFFICULTY ●○○○○○  
OPACITY ○○○○○○



80 ml • DA 400 0080 001

## CLEANER

- To clean brushes and tools after using Darwi Glass paint and Darwi alcohol-based varnishes



8+



100 ml • DA 071 0100 001



250 ml • DA 071 0250 001

# DISPLAY FOR MARKERS

PLEASE CONTACT US FOR AN INTRODUCTORY OFFER

Suitable for each 10 markers Armerina or Acryl Opak or Tex or Tex Opak or Tex Glitter or Leather in 15 different colours.  
The sticker on the top of the display changes depending on the selected range.

Display without content • EMB 718 000 006



# STICKERS FOR THE DISPLAY

